

OC3B

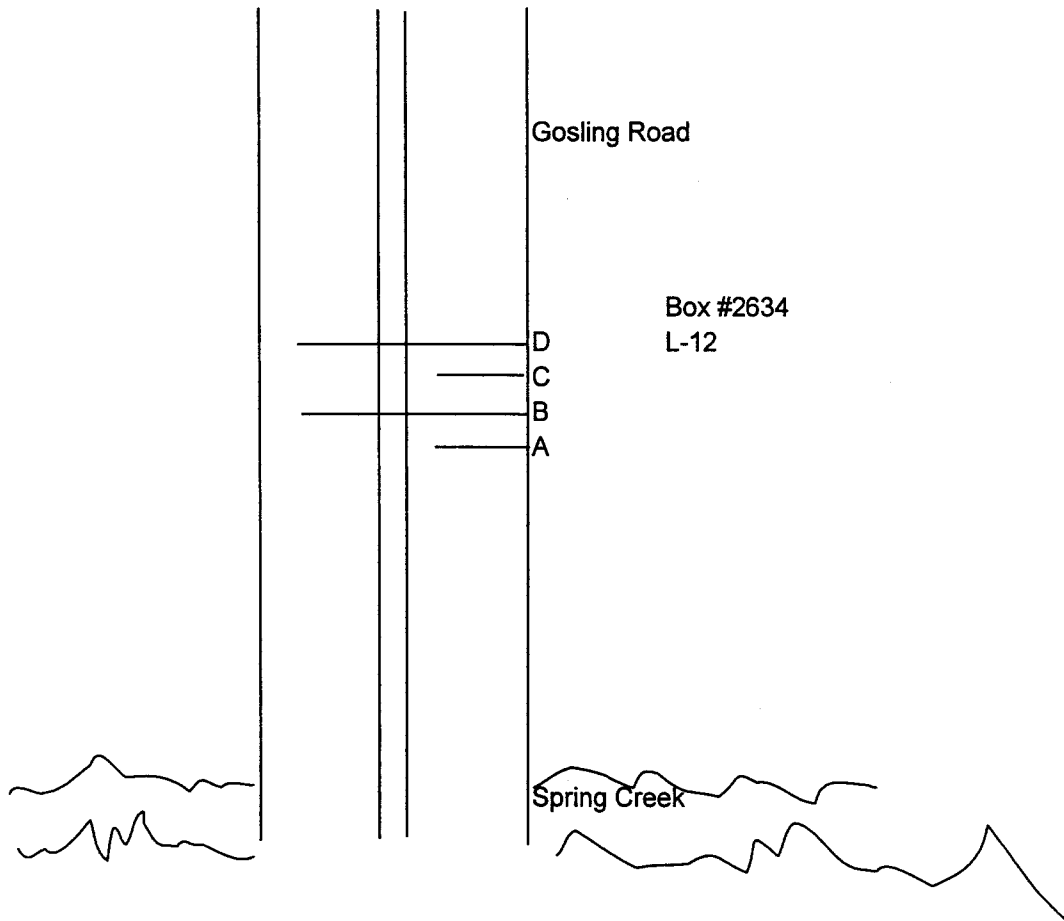
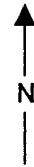
Traffic Study: 9/26/02 TO 9/28/02
48 Hour Study
Locations: Gosling Road North of Spring Creek
The Woodlands, Texas

Weather: Partly Cloudy
Start time: 10:00a.m.
End Time: 10:00a.m.

Layout: Volume/Speed Study

Traffic Study Layout
Start date: 9/26/02
End date: 9/28/02
Start time: 10:00
End time: 10:00
48 Hour Study
Volume/Speed Study

Location: Gosling Road North of Spring Creek
PSL: 35 mph
Key Map
Weather: Partly Cloudy



Weather: PARTLY CLOUDY
 Channel: A TO C NORTH BOUND
 Channel: D TO B SOUTH BOUND
 Layout: L-12 VOLUME REPORT 48HR

Commissioner Ed Chance
 Montgomery County Precinct 3

Site Code : 00000002634
 Start Date: 09/26/2002
 File I.D. : UNTITLED
 Page : 1

Begin Time	Thur. 09/26	Lane A/C	D/B	Fri. 09/27	Lane A/C	D/B
12:00	*	*	*	7		7
01:00	*	*	*	2		1
02:00	*	*	*	3		2
03:00	*	*	*	2		4
04:00	*	*	*	4		5
05:00	*	*	*	20		24
06:00	*	*	*	69		119
07:00	*	*	*	194		252
08:00	*	*	*	171		200
09:00	*	*	*	99		105
10:00	75	74		101		87
11:00	86	80		96		102
12:00	92	97		146		98
01:00	99	100		110		118
02:00	90	111		122		134
03:00	147	162		186		145
04:00	181	186		224		209
05:00	240	251		305		235
06:00	210	171		233		166
07:00	109	116		160		114
08:00	91	90		84		82
09:00	57	70		53		88
10:00	27	38		34		49
11:00	19	18		21		50
Totals	1523	1564		2446		2396
Day Totals		3087				4842

AM Peaks	11:00	11:00	07:00	07:00
Volume	86	80	194	252
PM Peaks	05:00	05:00	05:00	05:00
Volume	240	251	305	235

MONTGOMERY COUNTY, TEXAS

DISCLAIMER

Montgomery County, Texas makes no guaranty on the accuracy of the counts herein contained. By use of the data contained in the traffic count report, the user agrees to hold harmless the county of Montgomery, including its officers and employees from any and all liabilities, claims, debts, damages, or actions of any kind arising from the use of this count data.

Weather: PARTLY CLOUDY
 Channel: A TO C NORTH BOUND
 Channel: D TO B SOUTH BOUND
 Layout: L-12 VOLUME REPORT 48HR

Commissioner Ed Chance
 Montgomery County Precinct 3

Site Code : 00000002634
 Start Date: 09/26/2002
 File I.D. : UNTITLED
 Page : 2

Begin Time	Sat. 09/28	Lane A/C	D/B	Sun. 09/29	Lane A/C	D/B
12:00		15	19		*	*
01:00		16	22		*	*
02:00		7	9		*	*
03:00		10	5		*	*
04:00		1	3		*	*
05:00		16	21		*	*
06:00		21	18		*	*
07:00		56	56		*	*
08:00		97	71		*	*
09:00		113	94		*	*
10:00		*	*		*	*
11:00		*	*		*	*
12:00		*	*		*	*
01:00		*	*		*	*
02:00		*	*		*	*
03:00		*	*		*	*
04:00		*	*		*	*
05:00		*	*		*	*
06:00		*	*		*	*
07:00		*	*		*	*
08:00		*	*		*	*
09:00		*	*		*	*
10:00		*	*		*	*
11:00		*	*		*	*
Totals		352	318		0	0
Day Totals			670			0

AM Peaks 09:00 09:00
 Volume 113 94

PM Peaks

MONTGOMERY COUNTY, TEXAS

DISCLAIMER

Montgomery County, Texas makes no guaranty on the accuracy of the counts herein contained. By use of the data contained in the traffic count report, the user agrees to hold harmless the county of Montgomery, including its officers and employees from any and all liabilities, claims, debts, damages, or actions of any kind arising from the use of this count data.

Weather: PARTLY CLOUDY
 Channel: A TO C NORTH BOUND
 PSL: 35 MPH
 Layout: L-12 SPEED REPORT

Commissioner Ed Chance
 Montgomery County Precinct 3

Site Code : 00000002634
 Start Date: 09/26/2002
 File I.D. : C:\PROGRAM F
 Page : 1

Begin Time	Total	0 - 15	16 - 20	21 - 25	26 - 30	31 - 35	36 - 40	41 - 45	46 - 50	51 - 55	56 - 60	61 - 65	66 - 70	71 - 75	76 - 999
12:00 09/26	*	*	*	*	*	*	*	*	*	*	*	*	*	*	*
01:00	*	*	*	*	*	*	*	*	*	*	*	*	*	*	*
02:00	*	*	*	*	*	*	*	*	*	*	*	*	*	*	*
03:00	*	*	*	*	*	*	*	*	*	*	*	*	*	*	*
04:00	*	*	*	*	*	*	*	*	*	*	*	*	*	*	*
05:00	*	*	*	*	*	*	*	*	*	*	*	*	*	*	*
06:00	*	*	*	*	*	*	*	*	*	*	*	*	*	*	*
07:00	*	*	*	*	*	*	*	*	*	*	*	*	*	*	*
08:00	*	*	*	*	*	*	*	*	*	*	*	*	*	*	*
09:00	*	*	*	*	*	*	*	*	*	*	*	*	*	*	*
10:00	76	2	1	0	0	3	13	25	15	11	6	0	0	0	0
11:00	86	0	0	0	0	2	13	27	20	14	8	1	0	1	0
12:00 pm	92	0	0	0	0	4	16	23	19	15	13	1	1	0	0
01:00	99	0	0	0	1	2	23	26	23	14	6	3	1	0	0
02:00	91	1	0	0	0	1	19	29	18	15	6	1	1	0	0
03:00	147	0	0	0	0	5	48	42	26	12	8	5	1	0	0
04:00	181	0	0	0	0	8	53	39	33	22	20	3	2	1	0
05:00	240	0	0	0	0	12	47	84	60	25	8	2	1	0	1
06:00	210	0	0	0	0	8	47	81	40	22	8	3	1	0	0
07:00	109	0	0	0	0	8	23	36	19	19	4	0	0	0	0
08:00	91	0	0	0	0	3	23	25	26	10	3	1	0	0	0
09:00	57	0	0	0	0	0	6	17	16	10	4	3	1	0	0
10:00	27	0	0	0	0	2	4	6	11	3	1	0	0	0	0
11:00	19	0	0	0	0	1	4	2	6	2	1	3	0	0	0
Day Totals	1525	3	1	*	1	59	339	462	332	194	96	26	9	2	1
12:00 09/27	7	0	0	0	0	0	2	2	1	0	1	1	0	0	0
01:00	2	0	0	0	0	0	0	0	0	1	1	0	0	0	0
02:00	3	0	0	0	0	0	1	0	2	0	0	0	0	0	0
03:00	2	0	0	0	0	0	1	0	0	0	0	0	0	0	0
04:00	4	0	0	0	0	0	3	0	0	1	0	0	0	0	0
05:00	20	0	0	0	0	0	6	6	2	5	1	0	0	0	0
06:00	69	0	0	0	0	4	20	29	7	4	5	0	0	0	0
07:00	194	1	1	0	1	40	84	54	10	0	1	1	0	0	1
08:00	171	2	0	0	4	30	63	45	15	9	2	1	0	0	0
09:00	100	1	0	0	0	13	27	22	18	11	6	1	1	0	0
10:00	101	0	0	0	0	5	23	33	18	14	6	2	0	0	0
11:00	96	0	0	0	0	10	22	20	23	9	8	2	2	0	0
12:00 pm	146	0	0	0	0	4	18	50	38	24	10	1	1	0	0
01:00	110	3	1	0	0	10	21	27	25	17	4	2	0	0	0
02:00	122	0	0	0	0	7	20	40	27	14	5	6	0	1	2
03:00	186	0	0	0	0	4	43	52	49	27	9	2	0	0	0
04:00	225	0	0	0	0	4	55	74	46	32	10	2	1	0	1
05:00	305	0	0	0	0	7	87	91	69	37	9	4	0	0	1
06:00	233	0	1	0	0	1	43	76	72	28	12	0	0	0	0
07:00	160	0	0	0	0	8	28	61	34	18	6	4	1	0	0
08:00	84	1	0	0	0	3	16	22	20	8	9	4	1	0	0
09:00	54	1	0	0	1	8	12	12	8	6	5	0	1	0	0
10:00	34	0	0	0	0	2	5	11	6	7	2	1	0	0	0
11:00	21	0	0	0	0	2	2	2	7	2	4	2	0	0	0
Day Totals	2449	9	3	*	6	162	602	729	498	274	116	36	8	1	5

MONTGOMERY COUNTY, TEXAS

DISCLAIMER

Montgomery County, Texas makes no guaranty on the accuracy of the counts herein contained. By use of the data contained in the traffic count report, the user agrees to hold harmless the county of Montgomery, including its officers and employees from any and all liabilities, claims, debts, damages, or actions of any kind arising from the use of this count data.

Weather: PARTLY CLOUDY
 Channel: A TO C NORTH BOUND
 PSL: 35 MPH
 Layout: L-12 SPEED REPORT

Commissioner Ed Chance
 Montgomery County Precinct 3

Site Code : 00000002634
 Start Date: 09/26/2002
 File I.D. : C:\PROGRAM F
 Page : 2

Begin Time	Total	0 - 15	16 - 20	21 - 25	26 - 30	31 - 35	36 - 40	41 - 45	46 - 50	51 - 55	56 - 60	61 - 65	66 - 70	71 - 75	76 - 999
12:00 09/28	15	0	0	0	0	0	3	5	4	1	0	1	1	0	0
01:00	16	0	0	0	0	0	3	4	2	1	1	2	2	1	0
02:00	7	0	0	0	0	0	1	1	3	0	0	1	0	1	0
03:00	10	0	0	0	0	1	2	0	0	1	1	4	1	0	0
04:00	1	0	0	0	0	0	0	0	0	1	0	0	0	0	0
05:00	16	0	0	0	0	2	0	7	4	2	0	1	0	0	0
06:00	21	1	1	0	0	0	4	6	4	2	1	2	0	0	0
07:00	56	0	0	0	0	4	5	11	24	5	5	0	2	0	0
08:00	97	2	0	0	0	6	22	10	26	20	7	2	0	2	0
09:00	113	0	0	0	0	5	12	29	29	21	15	1	1	0	0
Grand Total	4326	15	5	0	7	239	993	1264	926	522	242	76	24	7	6

Speed Statistics.

15th Percentile Speed : 37 MPH
 Median Speed (50th percentile): 43 MPH
 Average Speed - All Vehicles : 45 MPH
 85th Percentile Speed : 52 MPH
 95th Percentile Speed : 57 MPH
 10 MPH Pace Speed : 36-45 MPH
 Number of Vehicles in Pace : 2257
 Percent of Vehicles in Pace : 52.18%
 Number of Vehicles > 55 MPH : 355
 Percent of Vehicles > 55 MPH: 8.21%

MONTGOMERY COUNTY, TEXAS

DISCLAIMER

Montgomery County, Texas makes no guaranty on the accuracy of the counts herein contained. By use of the data contained in the traffic count report, the user agrees to hold harmless the county of Montgomery, including its officers and employees from any and all liabilities, claims, debts, damages, or actions of any kind arising from the use of this count data.

Weather: PARTLY CLOUDY
 Channel: D TO B SOUTH BOUND
 PSL: 35 MPH
 Layout: L-12 SPEED REPORT

Commissioner Ed Chance
 Montgomery County Precinct 3

Site Code : 00000002634
 Start Date: 09/26/2002
 File I.D. : C:\PROGRAM F
 Page : 1

Begin Time	Total	0 - 15	16 - 20	21 - 25	26 - 30	31 - 35	36 - 40	41 - 45	46 - 50	51 - 55	56 - 60	61 - 65	66 - 70	71 - 75	76 - 999
12:00 09/26	*	*	*	*	*	*	*	*	*	*	*	*	*	*	*
01:00	*	*	*	*	*	*	*	*	*	*	*	*	*	*	*
02:00	*	*	*	*	*	*	*	*	*	*	*	*	*	*	*
03:00	*	*	*	*	*	*	*	*	*	*	*	*	*	*	*
04:00	*	*	*	*	*	*	*	*	*	*	*	*	*	*	*
05:00	*	*	*	*	*	*	*	*	*	*	*	*	*	*	*
06:00	*	*	*	*	*	*	*	*	*	*	*	*	*	*	*
07:00	*	*	*	*	*	*	*	*	*	*	*	*	*	*	*
08:00	*	*	*	*	*	*	*	*	*	*	*	*	*	*	*
09:00	*	*	*	*	*	*	*	*	*	*	*	*	*	*	*
10:00	74	10	0	0	1	1	7	20	14	7	10	2	1	1	0
11:00	80	8	0	0	0	0	11	16	18	11	12	2	1	1	0
12:00 pm	97	15	0	0	1	2	14	19	14	16	10	4	2	0	0
01:00	100	13	1	0	0	2	10	25	29	9	7	2	2	0	0
02:00	110	15	0	0	0	1	11	33	20	16	8	4	0	1	1
03:00	161	26	0	0	0	0	13	37	27	30	15	7	2	0	4
04:00	185	37	2	0	0	2	16	46	34	23	12	10	2	1	0
05:00	250	42	1	0	0	0	30	75	41	32	18	4	3	0	4
06:00	170	34	0	0	0	0	13	28	46	24	17	7	1	0	0
07:00	116	27	0	0	1	4	9	18	25	13	10	5	3	0	1
08:00	89	16	1	0	0	2	17	11	28	6	3	2	0	0	3
09:00	70	4	0	0	0	0	6	13	24	16	6	1	0	0	0
10:00	38	4	0	0	0	0	5	10	9	5	2	1	0	1	1
11:00	18	4	0	0	0	1	2	2	4	2	1	1	0	0	1
Day Totals	1558	255	5	*	3	15	164	353	333	210	131	52	17	5	15
12:00 09/27	8	2	0	0	0	0	2	1	1	1	1	0	0	0	0
01:00	1	0	0	0	0	0	0	0	0	0	0	0	0	0	1
02:00	2	1	0	0	0	0	0	0	1	0	0	0	0	0	0
03:00	4	1	0	0	0	0	0	0	1	2	0	0	0	0	0
04:00	5	3	0	0	0	0	0	0	2	0	0	0	0	0	0
05:00	24	6	0	0	0	3	5	1	4	0	3	2	0	0	0
06:00	118	20	1	0	0	6	29	36	14	6	2	2	0	1	1
07:00	246	103	2	0	0	7	33	65	17	7	5	1	1	1	4
08:00	195	76	2	1	2	6	35	30	25	5	4	3	0	0	6
09:00	105	27	0	0	0	7	17	19	16	8	5	4	0	1	1
10:00	86	17	0	0	0	0	10	17	14	16	6	2	2	2	0
11:00	101	22	0	0	0	1	13	25	13	16	6	4	0	1	0
12:00 pm	99	10	0	1	1	5	22	18	14	14	6	7	1	0	0
01:00	118	21	0	0	0	4	20	22	28	12	5	3	2	0	1
02:00	133	18	0	0	0	1	15	23	33	17	21	1	2	1	1
03:00	144	20	0	0	1	1	20	31	25	25	13	7	0	0	1
04:00	208	35	0	0	0	2	25	51	36	25	24	6	1	1	2
05:00	231	58	0	0	0	0	32	44	47	32	11	4	0	1	2
06:00	165	33	0	1	0	4	28	27	28	17	15	8	2	0	2
07:00	112	27	1	0	1	1	12	23	18	19	5	1	3	0	1
08:00	82	10	0	0	0	6	11	17	13	16	4	2	1	0	2
09:00	88	16	0	0	0	4	18	16	15	7	3	1	0	0	1
10:00	49	5	0	0	0	0	6	10	11	12	3	2	0	0	0
11:00	50	3	0	0	0	1	5	10	11	10	5	1	1	0	3
Day Totals	2374	534	6	3	5	59	358	486	387	267	151	63	17	9	29

MONTGOMERY COUNTY, TEXAS

DISCLAIMER

Montgomery County, Texas makes no guaranty on the accuracy of the counts herein contained. By use of the data contained in the traffic count report, the user agrees to hold harmless the county of Montgomery, including its officers and employees from any and all liabilities, claims, debts, damages, or actions of any kind arising from the use of this count data.

Weather: PARTLY CLOUDY
 Channel: D TO B SOUTH BOUND
 PSL: 35 MPH
 Layout: L-12 SPEED REPORT

Commissioner Ed Chance
 Montgomery County Precinct 3

Site Code : 00000002634
 Start Date: 09/26/2002
 File I.D. : C:\PROGRAM F
 Page : 2

Begin	Cross street: SPRING CREEK D & B														
Time	Total	0 - 15	16 - 20	21 - 25	26 - 30	31 - 35	36 - 40	41 - 45	46 - 50	51 - 55	56 - 60	61 - 65	66 - 70	71 - 75	76 - 999
12:00 09/28	19	4	0	0	0	0	3	2	4	4	1	1	0	0	0
01:00	22	3	0	0	0	0	2	6	3	4	1	0	0	1	2
02:00	9	0	0	0	0	0	1	0	0	1	3	1	0	0	3
03:00	5	3	0	0	0	0	0	1	0	0	1	0	0	0	0
04:00	3	0	0	0	0	0	0	1	0	0	0	1	0	1	0
05:00	21	5	0	0	0	0	5	4	1	3	1	1	0	0	1
06:00	18	3	0	0	0	0	4	6	3	2	0	0	0	0	0
07:00	56	6	0	0	0	3	4	12	10	8	3	4	2	1	3
08:00	70	14	0	0	0	1	5	8	12	17	6	4	1	1	1
09:00	93	13	0	0	0	0	11	20	18	16	8	3	1	2	1
Grand Total	4248	840	11	3	8	78	557	899	771	532	306	130	38	20	55

Speed Statistics.

15th Percentile Speed : 10 MPH
 Median Speed (50th percentile): 43 MPH
 Average Speed - All Vehicles : 41 MPH
 85th Percentile Speed : 53 MPH
 95th Percentile Speed : 61 MPH
 10 MPH Pace Speed : 41-50 MPH
 Number of Vehicles in Pace : 1670
 Percent of Vehicles in Pace : 39.83%
 Number of Vehicles > 55 MPH : 549
 Percent of Vehicles > 55 MPH: 13.10%

MONTGOMERY COUNTY, TEXAS

DISCLAIMER

Montgomery County, Texas makes no guaranty on the accuracy of the counts herein contained. By use of the data contained in the traffic count report, the user agrees to hold harmless the county of Montgomery, including its officers and employees from any and all liabilities, claims, debts, damages, or actions of any kind arising from the use of this count data.

North
↑

L
GOSWICK RD

48 hrs

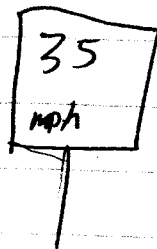
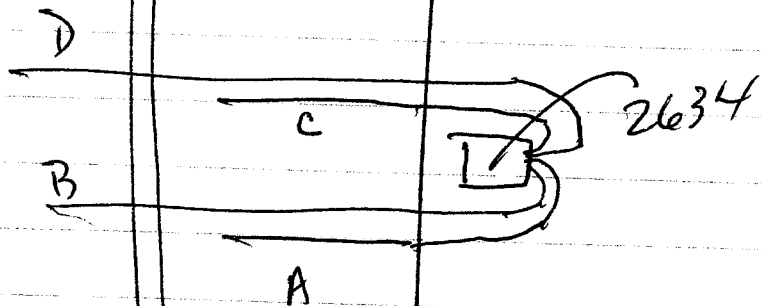
L-12 V,C,S

S-10 9-24

E-10 4-28

W-PC

PSL-35



SPRING

Creek

~~DO~~ DO ~~DO~~