


0023



Address:
1130 Pruitt Road
Spring, Texas 77380
e-mail: echance@co.montgomery.tx.us

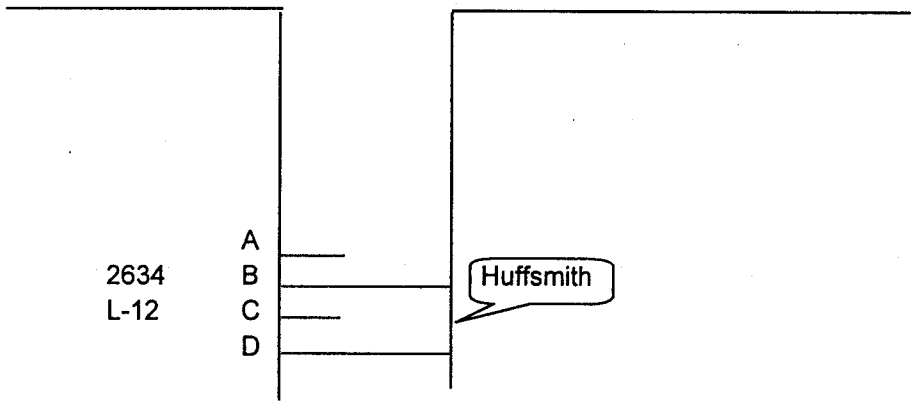
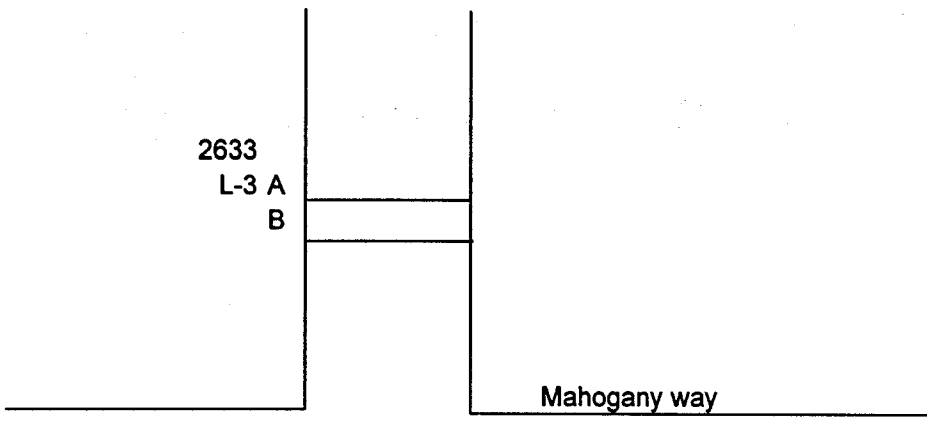
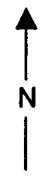
Conroe: (936) 539-7817
Houston: (281) 367-3977
Fax: (281) 298-7321

Traffic Study: 05/14/02 to 05/15/02 24-hour study
Location: Huffsmith @ Mahogany Way
Magnolia, Texas

Weather: Sunny
Start Time: 11:00
End Time: 11:00
Layout: L3 & L12
Key map: 215H

Traffic Study Layout
Start date: 5/14/02
End date: 5/15/02
Start time: 11:00am
End time: 11:00 am
24 Hour Study
Basic Volume Study

Location: Huffsmith @ Mahogany
PSL:
Key Map 215 H
Weather: Sunny



Weather: SUNNY

Commissioner Ed Chance
Montgomery County Precinct 3

Channel A/B: SOUTH BOUND
Channel B/A: NORTH BOUND
Layout: L-3 BASIC VOLUME 24 HR.
Street name :HUFFSMITH NORTH OF

Site Code : 0000000001
Start Date: 05/14/2002
File I.D. : HUFFSMITHRAS
Page : 1


Cross street:MAHOGANY WAY

Begin Time	Tues. 05/14	Ch.		Wed. 05/15	Ch.	
		A/B	B/A	A/B	B/A	
12:00	*	*	*	0	0	
01:00	*	*	*	0	0	
02:00	*	*	*	0	0	
03:00	*	*	*	0	1	
04:00	*	*	*	2	2	
05:00	*	*	*	0	15	
06:00	*	*	*	16	16	
07:00	*	*	*	39	22	
08:00	*	*	*	25	28	
09:00	*	*	*	40	32	
10:00	*	*	*	24	21	
11:00	20	38		0	0	
12:00	14	22		*	*	
01:00	21	28		*	*	
02:00	36	45		*	*	
03:00	22	36		*	*	
04:00	20	46		*	*	
05:00	40	44		*	*	
06:00	24	46		*	*	
07:00	10	22		*	*	
08:00	8	27		*	*	
09:00	7	18		*	*	
10:00	5	12		*	*	
11:00	2	3		*	*	
Totals	229	387		146	137	
Day Totals		616			283	
AM Peaks	11:00	11:00		09:00	09:00	
Volume	20	38		40	32	
PM Peaks	05:00	04:00				
Volume	40	46				

MONTGOMERY COUNTY, TEXAS

DISCLAIMER

Montgomery County, Texas makes no guaranty on the accuracy of the counts herein contained. By use of the data contained in the traffic count report, the user agrees to hold harmless the county of Montgomery, including its officers and employees from any and all liabilities, claims, debts, damages, or actions of any kind arising from the use of this count data.



Weather: SUNNY

Commissioner Ed Chance
Montgomery County Precinct 3

Channel A/C: SOUTH BOUND

Channel D/B: NORTH BOUND

Layout: L-12 VOLUME STUDY 24 HR.

Street name : HUFFSMITH SOUTH OF Cross street: MAHOGANY

Site Code : 0000000000

Start Date: 05/14/2002

File I.D. : UNTITLED

Page : 1

Begin Time	Tues. 05/14		Wed. 05/15	
	Lane A/C	Lane D/B	Lane A/C	Lane D/B
12:00	*	*	0	0
01:00	*	*	0	0
02:00	*	*	0	0
03:00	*	*	0	1
04:00	*	*	1	2
05:00	*	*	10	5
06:00	*	*	25	24
07:00	*	*	40	26
08:00	*	*	23	21
09:00	*	*	38	41
10:00	*	*	27	30
11:00	25	20	*	*
12:00	15	19	*	*
01:00	15	20	*	*
02:00	29	41	*	*
03:00	21	32	*	*
04:00	21	31	*	*
05:00	32	34	*	*
06:00	24	43	*	*
07:00	18	22	*	*
08:00	6	27	*	*
09:00	10	21	*	*
10:00	7	10	*	*
11:00	2	3	*	*
Totals	225	323	164	150
Day Totals		548		314
AM Peaks	11:00	11:00	07:00	09:00
Volume	25	20	40	41
PM Peaks	05:00	06:00		
Volume	32	43		

MONTGOMERY COUNTY, TEXAS

DISCLAIMER

Montgomery County, Texas makes no guaranty on the accuracy of the counts herein contained. By use of the data contained in the traffic count report, the user agrees to hold harmless the county of Montgomery, including its officers and employees from any and all liabilities, claims, debts, damages, or actions of any kind arising from the use of this count data.

Weather:GUNNY
 Channel A/C: SOUTH BOUND
 Channel D/B: NORTH BOUND
 Layout: L-12 SPEED STUDY 24 HR.

Commissioner Ed Chance
 Montgomery County Precinct 3

Site Code : 0000000263
 Start Date: 05/14/2007
 File I.D. : HUFFSMITH3P
 Page : 1

Street name :HUFFSMITH SOUTH OF	Cross street:MAHOGANY															
Begin Time	Total	0 - 15	16 - 20	21 - 25	26 - 30	31 - 35	36 - 40	41 - 45	46 - 50	51 - 55	56 - 60	61 - 65	66 - 70	71 - 75	76 - 999	
12:00 05/14	*	*	*	*	*	*	*	*	*	*	*	*	*	*	*	
01:00	*	*	*	*	*	*	*	*	*	*	*	*	*	*	*	
02:00	*	*	*	*	*	*	*	*	*	*	*	*	*	*	*	
03:00	*	*	*	*	*	*	*	*	*	*	*	*	*	*	*	
04:00	*	*	*	*	*	*	*	*	*	*	*	*	*	*	*	
05:00	*	*	*	*	*	*	*	*	*	*	*	*	*	*	*	
06:00	*	*	*	*	*	*	*	*	*	*	*	*	*	*	*	
07:00	*	*	*	*	*	*	*	*	*	*	*	*	*	*	*	
08:00	*	*	*	*	*	*	*	*	*	*	*	*	*	*	*	
09:00	*	*	*	*	*	*	*	*	*	*	*	*	*	*	*	
10:00	*	*	*	*	*	*	*	*	*	*	*	*	*	*	*	
11:00	25	1	1	5	7	4	4	2	1	0	0	0	0	0	0	
12:00 pm	15	0	0	3	5	3	3	0	0	0	0	0	0	0	1	
01:00	15	0	0	1	6	5	3	0	0	0	0	0	0	0	0	
02:00	30	2	1	5	8	9	4	0	0	0	0	0	0	0	1	
03:00	21	0	2	6	4	3	5	1	0	0	0	0	0	0	0	
04:00	21	0	0	4	7	8	1	1	0	0	0	0	0	0	0	
05:00	32	2	2	4	8	7	9	0	0	0	0	0	0	0	0	
06:00	24	0	0	7	8	7	1	1	0	0	0	0	0	0	0	
07:00	18	3	2	2	6	0	3	0	0	0	0	0	0	0	2	
08:00	6	0	1	2	2	0	1	0	0	0	0	0	0	0	0	
09:00	10	0	0	2	2	3	0	2	0	0	0	0	0	1	0	
10:00	7	0	0	2	1	3	0	0	1	0	0	0	0	0	0	
11:00	2	0	0	0	1	0	1	0	0	0	0	0	0	0	0	
Day Totals	226	8	9	43	65	52	35	7	2	*	*	*	*	1	4	
12:00 05/15	0	0	0	0	0	0	0	0	0	0	0	0	0	0	0	
01:00	0	0	0	0	0	0	0	0	0	0	0	0	0	0	0	
02:00	0	0	0	0	0	0	0	0	0	0	0	0	0	0	0	
03:00	0	0	0	0	0	0	0	0	0	0	0	0	0	0	0	
04:00	1	0	0	0	0	1	0	0	0	0	0	0	0	0	0	
05:00	10	0	0	0	0	3	5	1	0	1	0	0	0	0	0	
06:00	25	2	2	2	9	5	2	3	0	0	0	0	0	0	0	
07:00	40	0	0	0	12	12	12	3	1	0	0	0	0	0	0	
08:00	23	0	2	7	4	9	1	0	0	0	0	0	0	0	0	
09:00	38	0	2	7	21	5	2	1	0	0	0	0	0	0	0	
10:00	27	1	0	5	9	7	3	1	1	0	0	0	0	0	0	
Grand Total	390	11	15	64	120	94	60	16	4	1	0	0	0	1	4	

Speed Statistics.

15th Percentile Speed : 22 MPH
 Median Speed (50th percentile): 28 MPH
 Average Speed - All Vehicles : 31 MPH
 85th Percentile Speed : 37 MPH
 95th Percentile Speed : 42 MPH
 10 MPH Pace Speed : 26-35 MPH
 Number of Vehicles in Pace : 214
 Percent of Vehicles in Pace : 54.87%
 Number of Vehicles > 55 MPH : 5
 Percent of Vehicles > 55 MPH: 1.28%

MONTGOMERY COUNTY, TEXAS

DISCLAIMER

Montgomery County, Texas makes no guaranty on the accuracy of the counts herein contained. By use of the data contained in the traffic count report, the user agrees to hold harmless the county of Montgomery, including its officers and employees from any and all liabilities, claims, debts, damages, or actions of any kind arising from the use of this count data.

Weather: SUNNY

Commissioner Ed Chance
Montgomery County Precinct 3

Channel A/C: SOUTH BOUND

Channel D/B: NORTH BOUND

Layout: L-12 SPEED STUDY 24 HR.

Street name : HUFFSMITH SOUTH OF Cross street: MAHOGANY

B & D

Site Code : 0000000263

Start Date: 05/14/2002

File I.D. : HUFFSMITH3P

Page : 1

Begin Time	Total	0 - 15	16 - 20	21 - 25	26 - 30	31 - 35	36 - 40	41 - 45	46 - 50	51 - 55	56 - 60	61 - 65	66 - 70	71 - 75	76 - 99
12:00 05/14	*	*	*	*	*	*	*	*	*	*	*	*	*	*	*
01:00	*	*	*	*	*	*	*	*	*	*	*	*	*	*	*
02:00	*	*	*	*	*	*	*	*	*	*	*	*	*	*	*
03:00	*	*	*	*	*	*	*	*	*	*	*	*	*	*	*
04:00	*	*	*	*	*	*	*	*	*	*	*	*	*	*	*
05:00	*	*	*	*	*	*	*	*	*	*	*	*	*	*	*
06:00	*	*	*	*	*	*	*	*	*	*	*	*	*	*	*
07:00	*	*	*	*	*	*	*	*	*	*	*	*	*	*	*
08:00	*	*	*	*	*	*	*	*	*	*	*	*	*	*	*
09:00	*	*	*	*	*	*	*	*	*	*	*	*	*	*	*
10:00	*	*	*	*	*	*	*	*	*	*	*	*	*	*	*
11:00	20	1	0	4	7	6	2	0	0	0	0	0	0	0	0
12:00 pm	20	1	2	2	6	5	3	1	0	0	0	0	0	0	0
01:00	20	1	0	3	7	3	4	2	0	0	0	0	0	0	0
02:00	42	4	2	5	12	14	4	1	0	0	0	0	0	0	0
03:00	33	4	0	2	6	13	4	3	1	0	0	0	0	0	0
04:00	31	0	2	1	14	10	4	0	0	0	0	0	0	0	0
05:00	35	3	1	3	8	12	7	0	0	0	0	0	0	0	1
06:00	44	3	0	6	12	15	4	1	1	0	0	0	0	0	2
07:00	23	3	0	3	9	5	1	0	1	0	0	0	0	0	1
08:00	27	0	0	3	10	9	5	0	0	0	0	0	0	0	0
09:00	22	1	0	1	8	5	6	1	0	0	0	0	0	0	0
10:00	11	1	0	0	3	5	1	1	0	0	0	0	0	0	0
11:00	3	0	0	1	0	2	0	0	0	0	0	0	0	0	0
Day Totals	331	22	7	34	102	104	45	10	3	*	*	*	*	*	4
12:00 05/15	0	0	0	0	0	0	0	0	0	0	0	0	0	0	0
01:00	0	0	0	0	0	0	0	0	0	0	0	0	0	0	0
02:00	0	0	0	0	0	0	0	0	0	0	0	0	0	0	0
03:00	1	0	0	0	0	0	0	0	1	0	0	0	0	0	0
04:00	2	0	0	0	1	1	0	0	0	0	0	0	0	0	0
05:00	5	0	0	0	3	1	0	1	0	0	0	0	0	0	0
06:00	25	7	1	4	3	7	3	0	0	0	0	0	0	0	0
07:00	28	6	0	1	7	8	3	1	1	0	0	0	0	0	1
08:00	22	1	3	7	7	4	0	0	0	0	0	0	0	0	0
09:00	43	8	2	12	8	11	0	0	1	0	0	0	0	0	1
10:00	30	4	3	5	8	4	6	0	0	0	0	0	0	0	0
Grand Total	487	48	16	63	139	140	57	12	6	0	0	0	0	0	6

Speed Statistics.

15th Percentile Speed : 21 MPH
 Median Speed (50th percentile): 28 MPH
 Average Speed - All Vehicles : 30 MPH
 85th Percentile Speed : 36 MPH
 95th Percentile Speed : 39 MPH
 10 MPH Pace Speed : 26-35 MPH
 Number of Vehicles in Pace : 279
 Percent of Vehicles in Pace : 57.58%
 Number of Vehicles > 55 MPH : 6
 Percent of Vehicles > 55 MPH: 1.24%

MONTGOMERY COUNTY, TEXAS

DISCLAIMER

Montgomery County, Texas makes no guaranty on the accuracy of the counts herein contained. By use of the data contained in the traffic count report, the user agrees to hold harmless the county of Montgomery, including its officers and employees from any and all liabilities, claims, debts, damages, or actions of any kind arising from the use of this count data.

Weather: SUNNY
 Channel A/C: SOUTH BOUND
 Channel D/B: NORTH BOUND
 Layout: L-12 CLASS STUDY 24 HR.

Commissioner Ed Chance
 Montgomery County Precinct 3

Site Code : 0000000000
 Start Date: 05/14/2002
 File I.D. : HUFFSMITH018

Street name : HUFFSMITH SOUTH OF		Cross street: MAHOGANY												A TO C	Page : 1
Begin Time	Total	Class 1	Class 2	Class 3	Class 4	Class 5	Class 6	Class 7	Class 8	Class 9	Class 10	Class 11	Class 12	Class 13	
12:00 05/14	*	*	*	*	*	*	*	*	*	*	*	*	*	*	
01:00	*	*	*	*	*	*	*	*	*	*	*	*	*	*	
02:00	*	*	*	*	*	*	*	*	*	*	*	*	*	*	
03:00	*	*	*	*	*	*	*	*	*	*	*	*	*	*	
04:00	*	*	*	*	*	*	*	*	*	*	*	*	*	*	
05:00	*	*	*	*	*	*	*	*	*	*	*	*	*	*	
06:00	*	*	*	*	*	*	*	*	*	*	*	*	*	*	
07:00	*	*	*	*	*	*	*	*	*	*	*	*	*	*	
08:00	*	*	*	*	*	*	*	*	*	*	*	*	*	*	
09:00	*	*	*	*	*	*	*	*	*	*	*	*	*	*	
10:00	*	*	*	*	*	*	*	*	*	*	*	*	*	*	
11:00	25	0	11	9	0	4	1	0	0	0	0	0	0	0	
12:00 pm	15	0	9	3	2	1	0	0	0	0	0	0	0	0	
01:00	15	0	12	1	0	2	0	0	0	0	0	0	0	0	
02:00	29	0	15	6	1	2	5	0	0	0	0	0	0	0	
03:00	21	0	9	6	0	2	3	0	0	1	0	0	0	0	
04:00	21	0	7	13	0	1	0	0	0	0	0	0	0	0	
05:00	32	0	16	12	0	2	0	0	2	0	0	0	0	0	
06:00	24	0	21	2	0	1	0	0	0	0	0	0	0	0	
07:00	18	0	11	4	1	2	0	0	0	0	0	0	0	0	
08:00	6	0	4	2	0	0	0	0	0	0	0	0	0	0	
09:00	10	0	5	2	1	2	0	0	0	0	0	0	0	0	
10:00	7	0	6	1	0	0	0	0	0	0	0	0	0	0	
11:00	2	0	1	1	0	0	0	0	0	0	0	0	0	0	
Day Totals	225	*	127	62	5	19	9	*	2	1	*	*	*	*	
12:00 05/15	0	0	0	0	0	0	0	0	0	0	0	0	0	0	
01:00	0	0	0	0	0	0	0	0	0	0	0	0	0	0	
02:00	0	0	0	0	0	0	0	0	0	0	0	0	0	0	
03:00	0	0	0	0	0	0	0	0	0	0	0	0	0	0	
04:00	1	0	0	0	0	1	0	0	0	0	0	0	0	0	
05:00	10	1	4	3	0	2	0	0	0	0	0	0	0	0	
06:00	25	0	9	10	4	1	1	0	0	0	0	0	0	0	
07:00	40	0	27	11	0	2	0	0	0	0	0	0	0	0	
08:00	23	1	18	3	0	1	0	0	0	0	0	0	0	0	
09:00	38	0	27	6	1	2	1	0	1	0	0	0	0	0	
10:00	27	0	11	11	0	3	1	0	1	0	0	0	0	0	
Totals	389	2	223	106	10	31	12	0	4	1	0	0	0	0	
Percent		.5%	57.3%	27.2%	2.5%	7.9%	3.0%	.0%	1.0%	.2%	.0%	.0%	.0%	.0%	

MONTGOMERY COUNTY, TEXAS

DISCLAIMER

Montgomery County, Texas makes no guaranty on the accuracy of the counts herein contained. By use of the data contained in the traffic count report, the user agrees to hold harmless the county of Montgomery, including its officers and employees from any and all liabilities, claims, debts, damages, or actions of any kind arising from the use of this count data.

Weather: SUNNY
 Channel A/C: SOUTH BOUND
 Channel D/B: NORTH BOUND
 Layout: L-12 CLASS STUDY 24 HR.

Commissioner Ed Chance
 Montgomery County Precinct 3

Site Code : 0000000261
 Start Date: 05/14/2002
 File I.D. : HUFFSMITHCLP
 Page : 1

Begin Time	Total	Cross street: MAHOGANY												Class 13
		Class 1	Class 2	Class 3	Class 4	Class 5	Class 6	Class 7	Class 8	Class 9	Class 10	Class 11	Class 12	
12:00 05/14	*	*	*	*	*	*	*	*	*	*	*	*	*	*
01:00	*	*	*	*	*	*	*	*	*	*	*	*	*	*
02:00	*	*	*	*	*	*	*	*	*	*	*	*	*	*
03:00	*	*	*	*	*	*	*	*	*	*	*	*	*	*
04:00	*	*	*	*	*	*	*	*	*	*	*	*	*	*
05:00	*	*	*	*	*	*	*	*	*	*	*	*	*	*
06:00	*	*	*	*	*	*	*	*	*	*	*	*	*	*
07:00	*	*	*	*	*	*	*	*	*	*	*	*	*	*
08:00	*	*	*	*	*	*	*	*	*	*	*	*	*	*
09:00	*	*	*	*	*	*	*	*	*	*	*	*	*	*
10:00	*	*	*	*	*	*	*	*	*	*	*	*	*	*
11:00	20	0	11	5	1	3	0	0	0	0	0	0	0	0
12:00 pm	19	0	12	4	0	2	0	0	1	0	0	0	0	0
01:00	20	0	12	4	0	2	1	0	1	0	0	0	0	0
02:00	41	0	22	8	0	3	6	0	1	1	0	0	0	0
03:00	32	0	17	9	0	3	2	0	1	0	0	0	0	0
04:00	31	0	14	14	3	0	0	0	0	0	0	0	0	0
05:00	34	1	20	8	0	3	0	0	1	0	0	0	0	1
06:00	43	2	24	10	2	5	0	0	0	0	0	0	0	0
07:00	22	2	11	3	1	5	0	0	0	0	0	0	0	0
08:00	27	1	13	10	0	2	0	0	1	0	0	0	0	0
09:00	21	1	9	7	1	3	0	0	0	0	0	0	0	0
10:00	10	0	8	1	0	1	0	0	0	0	0	0	0	0
11:00	3	0	3	0	0	0	0	0	0	0	0	0	0	0
Day Totals	323	7	176	83	8	32	9	*	6	1	*	*	*	1
12:00 05/15	0	0	0	0	0	0	0	0	0	0	0	0	0	0
01:00	0	0	0	0	0	0	0	0	0	0	0	0	0	0
02:00	0	0	0	0	0	0	0	0	0	0	0	0	0	0
03:00	1	0	0	0	0	1	0	0	0	0	0	0	0	0
04:00	2	0	1	1	0	0	0	0	0	0	0	0	0	0
05:00	5	0	4	1	0	0	0	0	0	0	0	0	0	0
06:00	24	7	8	4	0	3	0	0	1	1	0	0	0	0
07:00	26	2	13	7	1	2	0	0	1	0	0	0	0	0
08:00	21	2	11	3	2	3	0	0	0	0	0	0	0	0
09:00	41	5	20	7	2	5	0	0	1	0	0	0	0	1
10:00	30	3	13	6	2	5	0	0	0	0	0	0	0	1
Totals	473	26	246	112	15	51	9	0	9	2	0	0	0	3
Percent		5.5%	52.0%	23.6%	3.1%	10.7%	1.9%	.0%	1.9%	.4%	.0%	.0%	.0%	.6%

MONTGOMERY COUNTY, TEXAS

DISCLAIMER

Montgomery County, Texas makes no guaranty on the accuracy of the counts herein contained. By use of the data contained in the traffic count report, the user agrees to hold harmless the county of Montgomery, including its officers and employees from any and all liabilities, claims, debts, damages, or actions of any kind arising from the use of this count data.

