























Montgomery County Precinct 3 Commissioners Office
 1130 Pruitt Rd
 Spring, Texas 77380
 Traffic Management Division

Site Code: 2635
 Flintridge WB East of Rush Haven

Weather:
 Serial Number:
 Installed By:
 Other Notes:

Untitled Vo
 Date Start: 11-Sep-06

Start Time	Mon 11-Sep-06	Tue 12-Sep-06	Wed 13-Sep-06	Thu 14-Sep-06	Fri 15-Sep-06	Average Day	Sat 16-Sep-06	Sun 17-Sep-06	Week Average
12:00 AM	*	25	*	*	*	25	*	*	25 
01:00	*	4	*	*	*	4	*	*	4
02:00	*	10	*	*	*	10	*	*	10 
03:00	*	8	*	*	*	8	*	*	8 
04:00	*	4	*	*	*	4	*	*	4 
05:00	*	17	*	*	*	17	*	*	17 
06:00	*	93	*	*	*	93	*	*	93 
07:00	0	*	*	*	*	0	*	*	0
08:00	93	*	*	*	*	93	*	*	93 
09:00	122	*	*	*	*	122	*	*	122 
10:00	136	*	*	*	*	136	*	*	136 
11:00	165	*	*	*	*	165	*	*	165 
12:00 PM	196	*	*	*	*	196	*	*	196 
01:00	180	*	*	*	*	180	*	*	180 
02:00	269	*	*	*	*	269	*	*	269 
03:00	354	*	*	*	*	354	*	*	354 
04:00	378	*	*	*	*	378	*	*	378 
05:00	472	*	*	*	*	472	*	*	472 
06:00	438	*	*	*	*	438	*	*	438 
07:00	314	*	*	*	*	314	*	*	314 
08:00	246	*	*	*	*	246	*	*	246 
09:00	111	*	*	*	*	111	*	*	111 
10:00	53	*	*	*	*	53	*	*	53 
11:00	42	*	*	*	*	42	*	*	42 
Day Total	3569	161	0	0	0	3730	0	0	3730
% Avg. WkDay	95.7%	4.3%	0.0%	0.0%	0.0%				
% Avg. Week	95.7%	4.3%	0.0%	0.0%	0.0%	100.0%	0.0%	0.0%	
AM Peak	11:00	06:00				11:00			11:00
Vol.	165	93				165			165
PM Peak	17:00					17:00			17:00
Vol.	472					472			472
Grand Total	3569	161	0	0	0	3730	0	0	3730
ADT		ADT 20,502		AAADT 20,502					